

COLUMBUS STATE UNIVERSITY

YOUTH DANCE CONSERVATORY

PARENT-STUDENT HANDBOOK

2024 - 2025



CONTINUING AND
PROFESSIONAL EDUCATION
COLUMBUS STATE UNIVERSITY



Rankin Garden, Atrium, & Livery
1004 Broadway (Second Floor)
Columbus, Georgia 31901



www.columbusstate.edu/ydc



assistance@columbusstate.edu



706-507-8070



TABLE OF CONTENTS

Welcome	3
Staff & Directors	3
2024 - 2025 Class Schedule	5
Ballet Class Descriptions	6
Tuition	7
Registration & Payment Information	9
Dress Code	10
Attire by Level	12
Where to Shop for Attire	13
Conservatory Etiquette & Policies	14
Location & Office Hours	15
Dance Year & Holidays	16
Summer Intensives & Classes	16
Performance Opportunities	16
Student Placement, Promotions, & Pointe Training	17
Student Evaluations & Parent Observation	18
Advanced Ballet Examinations	18
YDC Contact Information	19

Welcome to the YDC

The Columbus State University Youth Dance Conservatory (YDC) warmly welcomes both new and returning parents, guardians, and students.

Located at The Rankin on CSU's RiverPark campus, the YDC provides premier ballet training in an atmosphere of intense, yet fun learning for dancers of varying levels. Students may also benefit from training in jazz, modern, and contemporary dance styles. The YDC partners with The Columbus Ballet to offer one-of-a-kind performance opportunities to aspiring dancers in our community.

As a member of the National Honor Society for Dance Arts (NHSDA), the YDC strives to "foster an appreciation for dance as a true art form and one worthy of recognition and prestige". Many advanced students are accepted into highly regarded summer intensive programs, such as: Atlanta Ballet, American Ballet Theatre, Boston Ballet, Ballet Magnificat, Central Pennsylvania Youth Ballet, Kansas City Ballet, Joffrey Ballet, Sarasota Ballet, Ellison Ballet, Next Generation Ballet, Philadelphia Ballet, South Carolina Ballet, and others.

Mission

The Columbus State University Youth Dance Conservatory exists to provide a space for youth-focused classical ballet education in the Columbus, GA area. Using fundamental ballet technique as the core of our training, we strive to create a fun, challenging, and encouraging environment for our students that strengthens the body, sharpens the mind, and creates a lifelong passion for the art of ballet.

Staff

The YDC offers ~26 classes each week, all of which are taught by an incredible instructional staff with advanced degrees and years of accumulated experience and education. All staff have passed criminal background checks and received comprehensive training regarding the safety and protection of minors.

For specific concerns, please reach out to one of the following:

Angela Null

YDC Acting Director (*YDC questions, comments, concerns*)
null_angela@columbusstate.edu

Teresa Minnick

YDC Operations Assistant (*payments, make-up classes, messages*)
minnick_teresa@columbusstate.edu

Michelle S. Repass

CPE Operations Manager (*business-related concerns*)
michelle@columbusstate.edu

Samantha Gurski

CPE Director (*questions, comments, concerns*)
sam@columbusstate.edu



Angela Null

The New Acting Director of the YDC

Angela Null began her dance studies at the Loudoun School of Ballet in Leesburg, Virginia at the age of 10. At the age of 14, she auditioned for and was admitted into the Kirov Academy of Ballet where she studied for four years as a scholarship student. During her tenure as a student, she received full artistic scholarships to attend the summer intensive programs at The Kirov Academy of Ballet, The Washington Ballet, Ballet Austin, Cincinnati Ballet, amongst others.

Some of Ms. Null's instructors have included, but are not limited to, Alla Sizova, Jacqueline Akhmedova, Angelina Armieskaya, Rudolf Kharatyan, Lev Ivanov, and Anatoli Kucheruk. She has also taken masterclasses from Suzanne Ferrell, Kevin McKenzie, Margaret Barbieri, Iain Webb, Violette Verdy, Laura Alonso, Ethan Stiefel, Martine van Hamel, Bonnie Mathis, Larissa Ponomarenko, amongst others.



After graduating with her diploma in the Vaganova method in 2006, Ms. Null danced with companies including the Washington Ballet, Richmond Ballet, First State Ballet Theatre, and the Sarasota Ballet. Over the course of her decade-long career, her classical, neoclassical, and contemporary repertoire has been extensive and diverse. Her most celebrated roles include dancing as both Odette and Odile in *Swan Lake*, Swanhilda in *Coppelia*, Kitri in *Don Quixote*, and the Russian Girl in *Serenade*. She is also the proud recipient of a gold medal from the National Youth Ballet Competition, sponsored by Russian Pointe, and placed amongst the top-twelve at the Youth America Grand Prix.

Ms. Null has been teaching classical ballet technique for the past 17 years. She has staged full-length ballet productions, such as *Beauty and the Beast*, and has served as the director of the dance department at Rainey-McCullers School of the Arts, in Columbus, Georgia as well as the director of the ballet department at Urban Movement Dance Academy in El Paso, Texas.

In May 2022, she graduated summa cum laude from the University of Florida with a bachelor's degree in public relations, and in May 2024, she graduated from Georgetown University with a master's degree in public relations and corporate communications. When Ms. Null isn't teaching or studying, she enjoys spending time with her husband, Alex, her dogs, Zoe and Gigi, her family and friends, traveling to new destinations, and practicing yoga. Ms. Null currently serves as the Artistic Director of Columbus State University's Youth Dance Conservatory and The Columbus Ballet's *The Nutcracker*.

2024 - 2025 CLASS SCHEDULE

MONDAY	TUESDAY	WEDNESDAY	THURSDAY	FRIDAY	SATURDAY
4:30 - 5:30pm PREPARATORY Technique (202) TBD	4:15-5:30pm INTERMEDIATE A Technique (200) Angela	4:30 - 5:15pm CREATIVE MOVEMENT (214) Alysa	4:15 - 5:30pm INTERMEDIATE A Technique (214) Kylie	4:30 - 5:30pm INTERMEDIATE A & B MODERN (200) Kylie	9:00 - 9:45am CREATIVE MOVEMENT (202) Kimber
4:30 - 5:30pm ELEMENTARY Technique (200) Bridget	4:30 - 6:00pm INTERMEDIATE B Technique (202) Laura	4:30 - 5:30pm ELEMENTARY Technique (200) Angela/Eleanor Rotating	4:30 - 6:00pm INTERMEDIATE B Technique (202) Angela	5:30 - 6:45pm ADVANCED CONTEMPORARY (200) Kylie	9:00 - 10:30am INTERMEDIATE A & B Technique (200) TBD
5:30 - 6:30pm PREPARATORY & ELEMENTARY Jazz (202) TBD	6:00 - 7:00pm INTERMEDIATE A & B Pointe/Pre-Pointe (202) Laura	4:30 - 5:30pm PREPARATORY Technique (202) Angela/Eleanor Rotating	6:00 - 7:00pm INTERMEDIATE A & B Pointe/Pre-Pointe (202) Angela	6:00 - 7:00pm NUTCRACKER *Lower Level Rehearsals (202)	10:00 - 11:00am PRE-BALLET Technique (202) Kimber
5:30 - 7:30pm ADVANCED Technique & Pointe (200) Bridget	5:30 - 7:30pm ADVANCED Technique & Pointe (200) Angela	5:30 - 6:30pm PRE-BALLET Technique (214) Alysa	5:00pm - 7:00pm ADVANCED Technique & Pointe (200) Toni/Janie Rotating		10:30am - 12:00pm ADVANCED Technique (200) TBD
6:30 - 7:45pm ADULT BALLET Technique (202) Kylie	7:30 - 8:30pm NUTCRACKER Rehearsals (200) Angela	5:30 - 6:45pm INTERMEDIATE A Technique (202) Kylie	7:00 - 8:00pm NUTCRACKER Rehearsals (200) Angela		11:00am - 12:00pm PREPARATORY & ELEMENTARY Technique (202) Kimber
		7:00-8:30pm INTERMEDIATE B Technique (202) Kylie			12:00pm Onwards STUDIOS OPEN FOR REHEARSALS
		5:30 - 7:00pm ADVANCED Technique (200) Angela			

SEMESTER RUN DATES:

August 5 through December 2 & January 6 through May 5

YDC HOLIDAYS

Classes will not meet on the following dates:

Labor Day: September 2

Thanksgiving Break: November 25 - 30

Martin Luther King Jr. Holiday: January 20

Muscogee County Spring Break: March 31 - April 5

RECOMMENDED NUMBER OF CLASSES PER WEEK

Creative Movement: 1 ballet class per week

Pre-Ballet: 1 ballet class per week

Preparatory Ballet: 2 ballet classes per week

Elementary Ballet: 2 ballet classes per week

Intermediate A & B: 4 ballet classes per week

Advanced: 4 ballet classes per week

BALLET CLASS DESCRIPTIONS

Creative Movement (ages 3-4): Our program emphasizes the eight elements of movement which include centering, gravity, balance, posture, gesture, rhythm, moving in space, and breathing. These elements are not only the foundation of dance, but they are also necessary skills as children develop physically, mentally, and emotionally. These elements are also fundamental to introducing these ages to more formal and structured instruction.

Pre-Ballet (ages 5-6): This class is designed to help students transition into fully structured ballet classes. Students will be introduced to the structure and discipline of a ballet class as well as music awareness and ballet terminology. Spatial awareness, rhythmic movement, and musicality are emphasized.

Preparatory Ballet (starting at age 7): Students are introduced to a more in-depth study of classical ballet technique. This includes learning and understanding the progression of a full barre, center exercises, through petit allegro. In addition to the introduction of new skills, there is also an emphasis on the use of proper ballet terminology. The class will also incorporate individual expressions of feelings, music interpretation, spontaneity, storytelling, and teamwork. Students need to take at least two classes per week for progression.

Elementary Ballet (by placement): A more detailed and in depth understanding of classical ballet technique is taught. Strength and mastery of some of the most important skills are emphasized and expected. Knowledge of a full barre is expected. Center exercises will progress through medium allegro. Students need to take at least two classes per week for progression. New students must be evaluated prior to placement.

Intermediate A (by placement): At this level the training is more rigorous and demanding. New steps and more challenging combinations are introduced. Strength and mastery of all skills is expected. Knowledge of a full barre is expected. Center exercises will progress through grand allegro. Students at this level begin pre-pointe classes and need to take at least four classes per week for progression. New students must be evaluated prior to placement. *Please be advised, Intermediate A students need to take both Tuesday Ballet Technique and Pre-Pointe, as well as Thursday Ballet Technique and Pre-Pointe for expected progression.*

Intermediate B (by placement): This is an intense program designed for more serious students. Knowledge of a full ballet class is expected at this level. Students need to take at least take four classes per week for expected progression. They may also be selected to participate in community outreach activities. New students must be evaluated prior to placement.

Please be advised, Intermediate B students need to take both Tuesday Ballet Technique and Pointe as well as Thursday Ballet Technique and Pointe for expected progression.

Advanced (by placement): This level is for students who are at the advanced level and who have experience en pointe. It is recommended that students at this level take 5-6 ballet technique classes per week. If students cannot meet this expectation, they will need to take at least four classes per week for progression. Students may be involved in community outreach activities. New students must be evaluated prior to placement. *Please be advised, students that take less than 4 ballet classes per week will not be eligible for soloist, demi-soloist, lead, spotlight, or character roles in performances.*

Adult Ballet: The adult ballet class is an offering for CSU students and adults ages 18 and up. The class is designed for beginner through intermediate level students and includes traditional classical ballet exercises at the barre, in the center, and traveling across the floor. Exercises will focus on good posture and alignment, introducing basic ballet positions and ballet terminology, and coordination. No matter where you are on your ballet journey, we hope you will join us and explore the joy of movement.

TUITION RATES

BALLET CLASSES

- **Creative Movement:**

- \$70/month
- Attend one ballet class a week, Choose from the two time-slots offered.
- NOTE: *Classes shaded in light pink on the "2024-2025 Class Schedule" on page 5.*

- **Pre-Ballet:**

- \$70/month
- Attend one ballet class a week, Choose from the two time-slots offered.
- NOTE: *Classes shaded in pastel blue on the "2024-2025 Class Schedule" on page 5.*

- **Preparatory:**

- \$119/month
- Attend at least two ballet classes a week.
- Three Preparatory ballet class options
- NOTE: *Classes shaded in mint on the "2024-2025 Class Schedule" on page 5.*
- Add Preparatory/Elementary Jazz for an additional \$50/month

- **Elementary:**

- \$119/month
- Attend at least two ballet classes a week.
- Three Elementary ballet class options
- NOTE: *Classes shaded in lilac on the "2024-2025 Class Schedule" on page 5.*
- Add Preparatory/Elementary Jazz for an additional \$50/month

- **Intermediate A:**

- \$225/month
- Attend at least four ballet classes per week.
- Five Intermediate A ballet class options
- NOTE: *Classes shaded in burgundy on the "2024-2025 Class Schedule" on page 5.*
- ATTENTION: *Dancers may only attend pre-pointe/pointe classes if they attend a ballet technique class first.*
- Add Intermediate A/B Modern for \$50/month

TUITION RATES

- **Intermediate B:**

- \$225/month
- Attend at least four ballet classes per week.
- Five Intermediate B ballet class options
- NOTE: *Classes shaded in navy blue on the "2024-2025 Class Schedule" on page 5*
- ATTENTION: *Dancers may only attend pre-pointe/pointe classes if they attend a ballet technique class first*
- Add Intermediate A/B Modern for an additional \$50/month

- **Advanced:**

- \$249/month.
- Attend at least four ballet classes per week.
- Five Advanced ballet class options.
- ATTENTION: *Students who attend at least four ballet classes per week will be eligible for demi-soloist, soloist, character, and/or spotlight roles. Students who attend three ballet classes per week or less will NOT be eligible for demi-soloist, soloist, character, or spotlight roles.*
- NOTE: *Classes shaded in black on the "2024-2025 Class Schedule" on page 5.*
- Add Advanced Contemporary for an additional \$50/month

Please be advised, if dancers cannot make the required number of classes per week, level placement will be reassessed.

- **Adult Ballet:**

- \$75/month
- Offered to adults ages 18 and up.

OTHER DANCE STYLES (À LA CARTE)

- **Preparatory/Elementary Jazz:**

- \$50/month

- **Intermediate A/B Modern:**

- \$50/month

- **Advanced Contemporary:**

- \$50/month

REGISTRATION & PAYMENT INFORMATION

For the 2024-2025 school year, YDC has implemented a monthly flat-rate payment option *by level*, not by quantity of classes (see pages 7 & 8).

For Fall 2024, the YDC will run classes for 16 weeks (as it does every semester). For registration purposes, these have been divided into 4 'months' (4 months x 4 weeks = 16 weeks total), although there may technically be some overlap across 'months'.

Here is what this means:



- ***Registration is easy and accessible with 3 options:***

- Now available ONLINE!
 - www.columbusstate.edu/ydc
- In Person:
 - The Rankin on CSU RiverPark Campus during YDC studio hours
 - The Elizabeth Bradley Turner Center (Main Campus) | Monday-Friday, 8am-5pm
 - Please note: Cash and check payments are only accepted at The Elizabeth Bradley Turner Center. Make checks payable to Columbus State University.
- By Phone:
 - 706-507-8070 | Monday-Friday, 8 a.m. - 5 p.m.

- ***Flexible payment options (no payment plan hassles!):***

- Monthly--by the 1st of the month, every month (\$10 late fee after the 10th of the month)
- By semester--register for all 4 months and receive a 10% discount

- ***Streamlined Policies and Procedures:***

- Annual Registration Fee
 - \$25 per student
 - Pay only once--add to your 'cart' at check-out for your initial registration
- Cancellations/Refunds
 - For one-month registrations--no refunds given after classes begin
 - For 'bundled' registrations (multiple months):
 - By the 15th of the current month, submit cancellation request for future months (contact us in person, by phone, or by email).
 - After the 15th, a \$25 cancellation fee will be assessed.
 - We offer an account credit for the full amount in lieu of a partial refund. (Account credits are valid for 18 months and can be applied to any in-person CPE learning event.)

YDC DRESS CODE

Class Leotard by Level

- **Creative Movement:** Bloch "Girls Essential Short Sleeve Leotard" | Style No: CL5602 | Color: Light Pink
- **Pre-Ballet:** Bloch "Girls Essential Short Sleeve Leotard" | Style No: CL5602 | Color: Pastel Blue
- **Preparatory:** Wear Moi "Abbie Pinch Front Camisole Leotard" | Style No: WM212C | Color: Mint
- **Elementary:** Wear Moi "Abbie Pinch Front Camisole Leotard" | Style No: WM212C | Color: Lilac
- **Intermediate A:** Wear Moi "Abbie Pinch Front Camisole Leotard" | Style No: WM212C | Color: Burgundy
- **Intermediate B:** Wear Moi "Abbie Pinch Front Camisole Leotard" | Style No: WM212C or WM212 | Color: Navy
- **Advanced:** Wear Moi "Abbie Pinch Front Camisole Leotard" | Style No: WM212 | Color: Black

Pre-Pointe/Pointe Classes

Bullet pointe skirt optional for pre-pointe & pointe classes | Style No: BP13201 or BP13201K on Discount Dance

- **Intermediate A:** Cranberry Bullet Pointe skirt
- **Intermediate B:** Navy Bullet Pointe Skirt
- **Advanced:** Black Bullet Pointe Skirt

Other Dress Code Expectations for Ballet Classes

- **Hair Style:** Should be pulled back into a neat bun.
- **Jewelry:** For the safety of you and other dancers, no jewelry may be worn, with the exception of stud earrings.
- **Ballet Slippers:** Should be pink for ladies and black for gentlemen.
- **Pointe Shoes:**
 - Must be worn with tights over the feet unless the dancer is rehearsing for a role in which tights will not be worn.
 - Ribbons must be neatly tied on the inside of the ankle bone.
- **Arrival & Departure:** Dancers MUST wear cover-ups over dance attire when arriving and departing from dance classes or rehearsals.
- **Warm-ups:** Are NOT permitted to be worn in class unless the instructor makes an exception.

Saturdays

Intermediate A, Intermediate B, and Advanced Levels ONLY: Any color, or style, leotard may be worn to Saturday classes and rehearsals. Bullet pointe skirts may also be worn for Saturday classes and rehearsals as well. However, no warm ups are permitted in class or rehearsals.

Dress Code Expectations for Other Dance Styles

- **Jazz:** Designated class leotard, pink/black footed tights, black jazz pants, leggings, or shorts, and jazz shoes.
- **Modern:** Designated class leotard, pink/black convertible/footless tights, leggings, or shorts, and bare feet.
- **Contemporary:** Designated class leotard, pink/black convertible/footless tights, leggings, or shorts, and bare feet.
- **Adult Ballet:** Comfortable attire with proper undergarments and ballet shoes.
- **Gentlemen:** White, or black, fitted short sleeve t-shirt or leotard, black tights/dance pants, or shorts with proper dance undergarments.
- **Hair:** Ballet bun pulled away from face is required for all classes of other dance styles.
- **Jewelry:** Small stud earrings are acceptable. No watches, necklaces, bracelets, big rings, elastic bands, etc.
- **When arriving and leaving the studios:** Dancers must wear cover-ups over dance attire when arriving and departing from dance classes.



How To Make a Ballet Bun









Photo retrieved from Black UK, 2021

- With one hand gather hair into a “bunch” at the back of the head.
- With one hand, lightly spray hair around the head with water.
- Brush hair into a ponytail and secure with covered elastic (use elastic that is close to the color of the dancer’s hair for best result).
- The ponytail should not be lower than the midpoint of the back of the head.
- Ensure the ponytail is centered between the ears, then brush and smooth hair towards the ponytail.
- Twist the ponytail and begin to spiral around the elastic pinning each circle made.
- Coil hair into a bun a bit at a time, insert hairpins at every inch and repeat this step until all hair is spiraled and ensure it is as flat against the head as possible.
- The bun should NOT resemble a doorknob. Think flat cinnamon bun.
- IMPORTANT: Please wrap a hair net around the bun.
- Spray hairspray evenly around the head and use a comb to smooth over wisps starting from the forehead and working towards the bun itself. Use a few extra pins to secure the bun if needed.

What to Have in a Ballet Bag

- Hand sanitizer
- Small towel
- Hairbrush Bobby pins (closed and open)
- Hair spray
- Elastic bands (color of hair preferable)
- Deodorant
- Extra class leotard and tights
- Tights/pants/shorts for other dance styles
- Ballet flats (Canvas or leather)
- Pointe shoes, toe pads, toe tape, Band-aids, sewing kit, if applicable.
- Intermediate A/B & Advanced: Designated bullet pointe skirt
- Reusable water bottle
- Theraband

ATTIRE BY LEVEL

CREATIVE MOVEMENT	PRE-BALLET	PREPARATORY	ELEMENTARY
<p>Bloch "Girls Essential Short Sleeve Leotard"</p> <p>Style No: CL5602</p> <p>Color: Light Pink</p>	<p>Bloch "Girls Essential Short Sleeve Leotard"</p> <p>Style No: CL5602</p> <p>Color: Pastel Blue</p>	<p>Wear Moi "Girls Abbie Pinch Front Camisole Leotard"</p> <p>Style No: WM212C</p> <p>Color: Mint</p>	<p>Wear Moi "Girls Abbie Pinch Front Camisole Leotard"</p> <p>Style No: WM212C</p> <p>Color: Lilac</p>
 <p>LIGHT PINK</p>	 <p>PASTEL BLUE</p>	 <p>MINT</p>	 <p>LILAC</p>
INTERMEDIATE A	INTERMEDIATE B	ADVANCED	
<p>Wear Moi "Girls Abbie Pinch Front Camisole Leotard"</p> <p>Style No: WM212C</p> <p>Color: Burgundy</p>	<p>Wear Moi "Abbie Pinch Front Camisole Leotard"</p> <p>Style No: WM212C or WM212</p> <p>Color: Navy Blue</p>	<p>Wear Moi "Abbie Pinch Front Camisole Leotard"</p> <p>Style No: WM212</p> <p>Color: Black</p>	
 <p>BURGUNDY</p>	 <p>NAVY BLUE</p>	 <p>BLACK</p>	

WHERE TO SHOP FOR ATTIRE

PURCHASE PINK TIGHTS & BALLET FLATS LOCALLY AT:

Royal Dancewear

3 E Lafayette Square
Lagrange, GA 30240

(706) 882-2278

Grit & Grace

7 Greenville Street
Newnan, GA 30263

(678) 552-9798

Center Stage Fayetteville

347 Glynn St. N
Fayetteville, GA 30214

(770) 460-9815

PURCHASE PINK TIGHTS & BALLET FLATS ONLINE AT:

- **Discount Dance Supply:** <https://www.discountdance.com> | **Discount Code TP79854** (10% OFF first order; 5% OFF all other orders)
- **NY Dancewear:** <https://www.nydancewear.com>
- **Dancewear Solutions:** <https://www.dancewearsolutions.com>
- **Amazon:** <https://www.amazon.com>

PURCHASE LEOTARDS BY LEVEL ONLINE AT:

- **CREATIVE MOVEMENT:**
 - Bloch "Girls Essential Short Sleeve Leotard" or Bloch "Girls Dujour Microlux Short Sleeve Leotard"
 - Color: Light Pink | Purchase at Discount Dance or Amazon | Price: \$24.50
- **PRE-BALLET:**
 - Bloch "Girls Essential Short Sleeve Leotard" or Bloch "Girls Dujour Microlux Short Sleeve Leotard"
 - Color: Pastel Blue | Purchase at Discount Dance or Amazon | Price: \$24.50
- **PREPARATORY:**
 - Wear Moi Girls "Abbie Pinch Front Camisole Leotard" | Color: Mint | Purchase online at Wear Moi Dancewear or Discount Dance Supply | Price: \$36.44
- **ELEMENTARY:**
 - Wear Moi "Abbie Pinch Front Camisole Leotard" | Color: Lilac | Purchase online at Wear Moi Dancewear or Discount Dance Supply | Price: \$36.44
- **INTERMEDIATE A:**
 - Wear Moi "Abbie Pinch Front Camisole Leotard" | Color: Burgundy | Purchase online at Wear Moi Dancewear or Discount Dance Supply | Price: \$36.44 - \$37.94
- **INTERMEDIATE B:**
 - "Abbie Pinch Front Camisole Leotard" | Color: Navy | Purchase online at Wear Moi Dancewear or Discount Dance Supply | Price: \$36.44 - \$37.94
- **ADVANCED:**
 - "Abbie Pinch Front Camisole Leotard" | Color: Black | Purchase online at Wear Moi Dancewear or Discount Dance Supply | Price: \$36.44 - \$37.94
- **ADULT BALLET:**
 - Adults are encouraged to wear any color or style leotard, tights, and a skirt. Alternatively, you may also wear comfortable clothing that is easy to move in (e.g., leggings and a t-shirt).

Conservatory Etiquette

- Students are expected to be **ON TIME** for every class. This means the student should be in the classroom before the scheduled start time.
- Students should stay in the classroom for the entire duration of the class and should not leave the classroom without permission from their instructor.
- Please use the restroom, get a drink of water, and secure hair before entering the classroom.
- Talking during class is **NOT** permitted.
- If a student has a question for the instructor, they must raise their hand and be called upon by the teacher prior to speaking.
- Chewing gum, eating, or drinking soft drinks, such as sodas or juice, in the studios is **NOT** permitted.
- Water in a reusable bottle is permitted, however, it should be consumed discreetly in class at permitted times.
- Food is prohibited in the studio and in the 2nd floor lobby area. Only water bottles are allowed in the studios. To eat, please go downstairs to the first floor lobby area.
- Ballet bags are allowed only in designated areas of YDC during class.
- Students are expected to keep the noise level to a minimum in the hallway and in dressing rooms.
- The school cannot assume responsibility for the loss of students' valuables or belongings.
- Arrival and departure from classes and rehearsals are expected to be punctual.
- Students and parents are responsible for reading all emailed and posted notices. If you are not receiving email communications, please notify the front desk.
- It is highly recommended that parent(s) attend all meetings and/or check emails to keep informed of information regarding the school and performances.
- Proper understanding of the rules will lead to a more positive experience for all.

Conservatory Policies

- YDC is an alcohol, tobacco, and drug free environment. Use of such substances will not be tolerated at our facility or at any event venue.
- No foul language. Bad language and terminology will not be tolerated at YDC or any event/venue where you are involved with the school.
- No dancer or parent is allowed to dictate placement at the barre, order of class exercises, choice of music, level placement, beginning of pointe, or attire under any circumstances.
- The teacher of the class may place students where he/she/they feels is appropriate for that class.
- Your time and tuition are valuable, so students need to arrive promptly for class. Disruptive and/or disrespectful behavior in class not only interrupts the learning process, but does not reflect the character of our school. Examples of inappropriate behavior such as, but not limited to, the following may result in dismissal from YDC:
 - Talking excessively in class.
 - Talking while the teacher is giving instructions.
 - Entering "Faculty Only" areas without proper permission.
 - Leaving the dance room and/or studio without permission.
 - "Talking back" to the teacher or otherwise conversing with the teacher or others in an impolite or ill-mannered way. In the event this occurs, the teacher may remove the student from class and no make-up will be offered. Refusal to do as the teacher has instructed.
 - Bothering another student by touching them in an impolite or annoying way, including public displays of affection of a romantic nature.
 - Taunting others including any sort of bullying or intentionally intimidating behavior.
 - Participating in classes you are not registered for without prior permission.
 - Phones are not to be used in the studio. No texting or social media is allowed in the classroom.

Absence/Tardiness

A student will be considered late if they arrive 15 minutes after the class begins. The first time a student is late, he/she/they will be issued a warning. If late a second time, this will result in a call to the parent and/or guardian. If late a third time, the student may not participate in class, however, they may sit and watch the class. If a student will be absent from class, please contact YDC at assistance@columbusstate.edu to schedule a make-up. All make-ups must be scheduled prior to attendance. Classes must be made up by the end of the semester.

Video Recording & Social Media Policy

Video can be a useful tool for learning choreography and reviewing one's own work. For this reason, students are allowed, with permission of the instructor, to video a portion of their rehearsal or class. This video is to be used for personal purposes only, but may be shared with close family and friends.

If you need a video for professional purposes (such as a summer intensive or college audition) please consult the artistic director, or an instructor, for help—we may be able to arrange a private lesson to create the video that shows off your greatest strengths and give you the best chance for success.

When sharing images/video, please be sure to never post/share anything that may tarnish your image, the image of a peer or teacher, or the image of YDC.

Location & Office Hours

The Rankin

1004 Broadway, 2nd Floor
Columbus, Georgia 31901



The YDC is open 30 minutes before the first class starts and closes 30 minutes after the last class. Should you wish to speak to a director or a teacher, please do so by appointment only. It is imperative that teachers are not disturbed before, during, or after class. Please ask your teacher about his/her preferences for how to contact them (leaving a message at the studio that includes your email and phone number) to schedule an appointment and abide by those preferences.

For general questions, please leave a message at the Conservatory front desk or send an email to assistance@columbusstate.edu.

Dance Year & Holidays

- Fall semester classes begin Monday, August 5, 2024 and run through Monday, December 2, 2024.
- Classes will not meet on Labor Day (Sept. 2) or during the week of Thanksgiving (Nov. 25 - 30).
- Spring semester classes begin Monday, January 6, 2025 and run through Monday, May 5, 2025.
- Classes will not meet on MLK Day (Jan. 20) or during MCSD Spring Break (March 31 - April 5).

Summer Intensives & Classes

YDC's Summer Intensives provide the opportunity for technical, artistic, and personal growth. Working with different instructors in a variety of dance disciplines helps all students maintain muscle memory, as well as strengthen and develop more matured muscles. Summer intensive classes for ages 3 and up are designed to address technique, artistry, specific skills, and increase strength. Students age 6 and under perform a classical excerpt at the conclusion of the program.

Intermediate and advanced level intensive students gain a deeper understanding of both classical ballet and modern/contemporary dance styles as art forms and perform excerpts of each at the conclusion of the intensive program. Evaluation of new students is required prior to registering for the summer intensive program. Regular classes are also offered throughout the summer to maintain ballet form and technique.

Performance Opportunities

YDC will hold an End of the Year Performance for all levels. All students will have the opportunity to perform with their classmates in pieces choreographed by instructors that demonstrate the classical technique they have learned throughout the year.

YDC's Partnership with The Columbus Ballet

YDC students in Preparatory Ballet and above have the opportunity to audition for The Columbus Ballet's annual production of *The Nutcracker*. Upper level dancers are encouraged to audition for lead roles, however, please note that students selected for leading roles may be asked to attend a extra rehearsals. This extra work will enable a dancer to give his/her best performance onstage and enhance the pedagogical and developmental benefit to the dancer. Such rehearsals will be scheduled in collaboration with the director(s), dancer, and parent(s)/guardian(s), and will never be "assigned" without the consultation of all concerned.

YDC dancers in Preparatory Ballet and above may also participate in The Columbus Ballet's spring production as well.



Student Placement

Students as young as the age of 3 may participate in YDC classes. Students age 6 and under will be placed in appropriate classes based on age. New students ages 7 and older, with or without experience, will be evaluated and placed in the appropriate level. Call 706-507-8070 to schedule a placement appointment.



Promotions

Promotions can be decided at any time during the year. Students in Creative Movement through Preparatory Ballet move on to the next level based on their age. From Elementary Ballet through Advanced Ballet, the progression and mastery of skills slows down. Not every dancer progresses at the same rate. When the instructor selects a student for promotion, he/she/they will bring suggestions to the artistic director. Students will then be re-evaluated by the artistic director and a decision will be made based on maturity and technical ability.

Pointe Training



Students will be evaluated for pointe work training on an individual basis. Our first consideration for pointe training requires us to determine if the student has had at least 3-4 consecutive years of classical ballet technique training. We also consider the student's age, physical strength, development, and capabilities.

Once a student is promoted to pointe, the artistic director will guide the student in the right direction with pointe shoe decisions. Students are expected to take more technique classes than pointe classes.

Student End of Year Evaluations

At the end of the dance year, an End-of-Year Evaluation is created for each dancer in:

- Preparatory Ballet
- Elementary Ballet
- Intermediate A Ballet
- Intermediate B Ballet
- Advanced Ballet.

These evaluations let dancers know how they are progressing with their training, in addition to placement for the next dance year. Evaluations are usually given out at the end of April.



Parent Observation

YDC opens its classrooms for parent observation twice a year, once in the Fall and once in the Spring. Our Fall observation week typically occurs in October and our Spring observation week occurs in April. Observation week dates will be announced closer to both times of the year.

Advanced Ballet Examinations



In November 2024 and April 2025, the YDC will hold its first ballet examinations for students in Advanced Ballet. The artistic director will set a full class that progresses from the barre, to center exercises, to pointe. A panel of qualified instructors will observe the class and provide each dancer with specific feedback for improvement.

Parent(s)/guardian(s) are also invited to observe the class, as it is designed to flow similarly to an in-studio performance. Precise dates will be released closer to the date of the event.

COLUMBUS STATE UNIVERSITY
YOUTH DANCE CONSERVATORY



PHONE

O: 706-507-8070 | C: 941-405-7086



ADDRESS

Rankin Garden, Atrium, & Livery
1004 Broadway (Second Floor)
Columbus, Georgia 31901



WEBSITE

www.columbusstate.edu/ydc



EMAIL

assistance@columbusstate.edu

