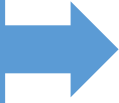




Welcome to our Online Registration System for COCC's Youth Programs (including Summer Youth Camp@COCC). To register your child online, please use the following steps:


STEP 1



Log into Our Online Registration System

Go to www.enrole.com/cocc/. Use your child's username and password to log into our system. If your child does not have an account, create a customer profile for your child using the "Sign In" button. Click on "Create Profile" and fill out required fields. Choose a unique username and password.

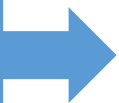
STEP 2



Search for a Specific Youth Program/Camp

After you "Sign In," click on the Youth Camp/Youth Program tab on the left-hand side of the page or enter the name or key word in the "Search Catalog" box.

STEP 3



Add Course/Camp(s) to the Cart

Once you have located your course/camp, choose the available date/session that best fits your schedule and "Add to Cart." You can add multiple courses/camps to your cart by clicking "Continue Shopping." Do not fill out the "Parent/Guardian" information until you are done adding camps to the cart. **NOTE: All students registering for a Summer Culinary Camp must have a Cascade Culinary Chef Coat. If you need to purchase one, be sure to add one to the cart.**

STEP 4

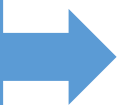


Complete Parent/Guardian Information and Choose Complimentary T-shirt Size

(For Summer Youth Camp@COCC ONLY)

Before checking out, complete the required "Parent/Guardian" information including name, phone number and email address. You will also need to choose your child's t-shirt size.

STEP 5



Complete Transaction

Complete your transaction by clicking on the "Checkout" button and paying by credit card (Visa, MasterCard, or Discover). You will receive an email confirmation once you have completed the process.

If you need assistance, call us at 541.383.7270 during normal business hours or email ceinfo@cocc.edu.