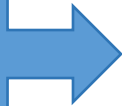




Welcome to our Online Registration System for COCC's Continuing Education and Small Business Development Center courses/programs. To register online, go to [enrole.com/cocc/](http://enrole.com/cocc/) and follow Steps 1-4:


**STEP 1**



**Sign In or Create a Profile**

Click the "Sign In" button to sign in to your account or create a new customer profile. We highly recommend using your email address as your username.

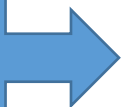
**STEP 2**



**Search for a Course**

After you "Sign In," view the list of topic areas on the left-hand side of the page to narrow down your search or enter the course name or key word in the "Search Catalog" box.


**STEP 3**



**Add Your Course(s) to the Cart**

Once you have located your course, choose the available date/session that best fits your schedule and "Add to Cart." You can add multiple courses to your cart as well as other attendees.

**STEP 4**



**Complete Transaction**

Complete your transaction by clicking on the "Checkout" button and paying by credit card (Visa, MasterCard, or Discover). You will receive an email confirmation once you have completed the process.

If you need assistance, call us at 541.383.7270 during normal business hours or email [ceinfo@cocc.edu](mailto:ceinfo@cocc.edu).