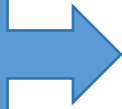




Welcome to our NEW Online Registration System for COCC's Community Learning, Professional Development and Small Business Development Center courses/programs. To register online, please use the following steps:

STEP 1



Sign In or Create a Profile

All new users, including past customers in our former system, need to create a customer profile using the "Sign In" button. We highly recommend using your email address as your username.

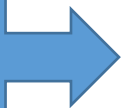
STEP 2



Search for a Course

After you "Sign In," view the list of topic areas on the left-hand side of the page to narrow down your search or enter the course name or key word in the "Search Catalog" box.


STEP 3



Add Your Course(s) to the Cart

Once you have located your course, choose the available date/session that best fits your schedule and "Add to Cart." You can add multiple courses to your cart as well as other attendees.

STEP 4



Complete Transaction

Complete your transaction by clicking on the "Checkout" button and paying by credit card (Visa, MasterCard, or Discover). You will receive an email confirmation once you have completed the process.

View our FAQ section for additional tips. If you need assistance, call us at 541.383.7270 or email ceinfo@cocc.edu.